

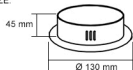
ENGLISH IP20

Specification of installation

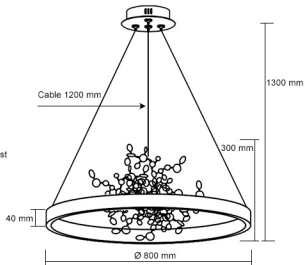
In order to ensure safety use, please notice the following items:

- Read and understand the whole Specification.
- Suitable for the use of 220-240V and 50-60Hz.
- Must be installed on the fixed places and be checked annually
- Please wear gloves as instalment and avoid rot on the surface of plating.
- Please turn off the lighting source by soft cloth as cleaning prohibited to use of rotted detergent.
- Please connect with the local sales service center when there are any abnormality.

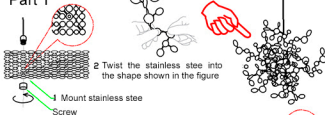
CEILING PAN SIZE:



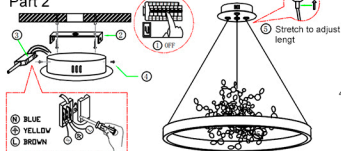
FIXTURE SIZE:



Part 1



Part 2



N BLUE
+ YELLOW
L BROWN

Neutral N
Ground wire E
Live wire L

Neutral N
Ground wire E
Live wire L

Product coding: GARDEN SPLED+4 D800

1. AC switch
2. Mount hanging board
3. Junction box
4. Fixed canopy
5. Adjust height
6. LED*1 60W(4000K)+G9* 3 MAX LED 18W